




INNOVATIONS FOR LIVING™

Product Data Sheet



Description

Sonobatts Insulation is flexible, fiber glass insulation, made in R-values from 11 to 38. Sonobatts Insulation is available plain, or faced with a kraft vapor retarder. The product is manufactured in thicknesses from 3½" to 12".

Uses

Sonobatts Insulation is designed for use over suspended ceiling panels to economically improve both the noise control and thermal performance of new or existing ceiling systems. The product is sized to fit over standard ceiling tiles.

Features and Benefits

Excellent Thermal Performance

The excellent thermal resistance of Sonobatts Insulation may help reduce both the size requirements and operating costs of HVAC equipment. An optional kraft vapor retarder facing is available where needed.

Acoustically Effective

Sonobatts Insulation is not only a good thermal insulator, but it has excellent noise control properties as well.

Sonobatts Insulation can significantly improve the ceiling Sound Transmission Class (STC) rating by 4-10 points. When Sonobatts Insulation is used in a return air plenum for acoustical benefit, the unfaced insulation has been tested according to UL 181 air erosion test and can be used for air velocities up to 1000 fpm.

Easy Installation

Installation of Sonobatts Insulation is easy. It can be installed in suspended ceiling systems by simply laying the product on top of the ceiling panels. Easy installation makes Sonobatts Insulation the ideal product for upgrading thermal values in renovation and remodeling projects.

Design Considerations

Caution: This facing will burn. Do not leave exposed. Facing must be installed in substantial contact with an approved ceiling, floor or wall material. Keep open flame and other heat sources away from facing. See packaging for warnings, fire hazard and installation instructions, or call 1-800-GET-PINK.

Sonobatts Insulation is designed for use with suspended ceiling systems to improve building energy efficiency. This application requires that the building envelope block the movement of air from the outdoor environment to the conditioned space. Neither the insulation nor its facing should be relied upon to provide an air barrier. Failure to provide an adequate air barrier could lead to loss of thermal control, discomfort of the building occupants and frozen pipes.

Technical Data

Sonobatts® Insulation

Width	Length	Thickness	R-Value ¹
24" (609mm)	48" (1219mm)	12" (305mm)	38.0
24" (609mm)	48" (1219mm)	9½" (241mm)	30.0
24" (609mm)	48" (1219mm)	6¼" (159mm)	19.0
24" (609mm)	48" (1219mm)	3½" (89mm)	11.0

¹Unfaced Sonobatts Insulation complies with the property requirements of ASTM C 665, Type I and ASTM E 136. Kraft-faced Sonobatts Insulation complies with the property requirements of ASTM C 665, Type II, Class C.

Surface Burning Characteristics/ Building Code Construction Classification

Products	Flame Spread	Smoke Developed	ICBO	BOCA	SBCCI	ICC
Unfaced	<10	<10	All Types	All Types	All Types	All Types
Kraft Faced	N/R	N/R	III, IV, V	III, IV, V	III, V, VI	III, IV, V

Sonobatts Insulation complies with ICBO (Uniform Building Code), BOCA (National Building Code), SBCCI (Standard Building Code) and ICC (International Building Code) model code requirements for building construction types listed above.

Kraft facing on Sonobatts Insulation will burn and must not be left exposed. The facing must be installed in substantial contact with an approved ceiling construction material. Protect facing from open flame or heat source.



INNOVATIONS FOR LIVING™

Product Data Sheet

Maximum thermal performance is obtained by minimizing the number of penetrations in the ceiling. Surface mounted lighting and large ceiling panels, 48" x 48", can be utilized to reduce penetrations and improve thermal performance.

When insulation is added to the inside perimeter of a structure, the area outside the insulation becomes exposed to greater temperature extremes. Building structures should be inspected to ensure they can withstand the additional expansion and contraction forces. Check for piping which should be protected against freezing.

In thermal applications, the area above the insulation should not act as a return air plenum. This would render the insulation thermally ineffective as the air space above the ceiling would be at the same temperature as the room below. Thermal insulation in return plenum areas would best be added at the roof and side walls.

Sonobatts Insulation can also provide acoustical control at the ceiling. Insulation placed on top of a suspended ceiling at a floor-to-ceiling partition helps reduce the transfer of sound over the partition between offices. In acoustical applications, the area above the insulation may serve as a return air plenum.

Product Data

Available Vapor Retarder Facings	Kraft
Perms Maximum ¹	1

Water Absorption

Maximum by Volume	Less than 0.05%
-------------------	-----------------

Dimensional Stability

Linear Shrinkage	Less than 0.1%
------------------	----------------

Air Erosion

Air Velocities per UL 181 Up to 1,000 fpm	Less than 0.1%
---	----------------

¹Products are tested in accordance:

R-Value	ASTM C 518
Surface Burning Characteristics	ASTM E 84
Perm Rating	ASTM E 96

R-values differ. Find out why in the sellers fact sheet on R-values. Higher R-values mean great insulating power.

Insulation installed too close to light fixtures may affect the luminaire's performance. Do not install insulation on top of or within 3 inches of recessed light fixtures unless the fixtures are approved for such use. This is a requirement of the National Electric Code.

Consult the ceiling panel manufacturer for information on time-design hourly fire resistance rated assemblies and maximum backloading recommendations.

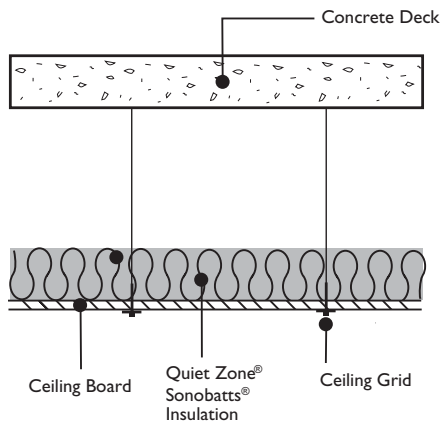


INNOVATIONS FOR LIVING™

Product Data Sheet

Installation

Sonobatts Insulation is easily installed in suspended ceiling systems by simply laying them on top of the ceiling panel and suspension system. *Sonobatts* should fit tightly together to reduce the amount of heat loss.



Product should be kept dry during shipping, storage and installation.

Applicable Standards

Unfaced *Sonobatts* Insulation complies with ASTM C 665, Type I and ASTM E 136. Kraft-faced *Sonobatts* Insulation complies with ASTM C 665, Type II, Class C.


The thermal resistance values for *Sonobatts* Insulation were tested in accordance with ASTM C 518; R-value for insulation only.

The surface burning characteristics of *Sonobatts* Insulation were derived from products tested in accordance with ASTM E 84. This standard is used solely to measure and describe properties of products in response to heat and flame under controlled laboratory conditions, and should not be used to describe or approve the fire hazard of materials under actual fire conditions. However, the results of these tests may be used as elements of a fire risk assessment that takes into account all of the factors pertinent to an assessment of the fire hazard of a particular end use. Values are reported to the nearest five rating.

The vapor retarder permeance of the kraft facing on *Sonobatts* Insulation was developed from tests conducted in accordance with ASTM E 96, desiccant method.



OWENS CORNING INSULATING SYSTEMS, LLC
ONE OWENS CORNING PARKWAY
TOLEDO, OHIO 43659
1-800-GET-PINK™
www.owenscorning.com



Pub. No. 17929-G. Printed in U.S.A. January 2007. THE PINK PANTHER™ & ©1964-2007 Metro-Goldwyn-Mayer Studios Inc. All Rights Reserved. The color PINK is a registered trademark of Owens Corning. The GREENGUARD Indoor Air Quality Certified mark is a certification mark used under license through the GREENGUARD Environmental Institute. ©2007 Owens Corning.